

# SNARK®

## SM-1 Instructions

### Touch Metronome

#### CAUTION:

1. Small parts, keep away from children 3 years or younger.
2. Do not touch metronome screen while turning on power, because that can reduce touch sensitivity. If this happens remove and reinstall the batteries.
3. Dropping Metronome can result in breaking of the glass LCD screen.
4. To Avoid Discomfort or Potential Damage to Your Hearing  
Before using an earphone or headphone test the earphone/headphone volume level holding it at arms length to determine the sound level. Only after you have determined that the sound level is appropriate should you put the earphone/headphone up to your ear. Also, do NOT put your ear close to the speaker of the metronome.

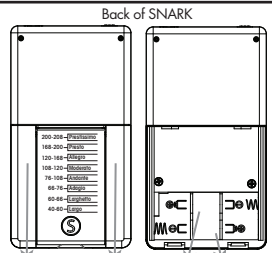
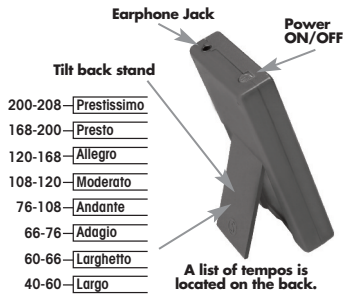
# SNARK®

## Touch Metronome FUNCTIONS



### LET'S GET STARTED

1. **POWER ON** - Press the power button located at the top left hand side of the device. Press any YELLOW area on the screen to change that function.
2. **RHYTHM** - To change the rhythm, tap the yellow number above the word "RHYTHM". Press again to advance through 9 beats and 5 rhythm patterns.
3. **SOUND** - Choose from 6 different sounds by tapping the yellow number above the word "SOUND" in the lower left hand corner.
4. **PAUSE/PLAY** - Stop/Start the metronome by pressing this symbol.
5. **VOLUME** - Set the volume by pressing the VOLUME symbol in the lower right hand corner.
6. **TEMPO** - Set the tempo by tapping on the yellow number above the word "TAP" in the center of the touchscreen (Tap Tempo). The speed or rate of your 2 taps will set the tempo. You can also tap the + or - symbols to adjust the tempo manually. Speed range is 30 - 250 BPM.
7. **EARPHONE** - Plug the earphone plug (3.5mm) into the earphone jack. Before placing the earphone into your ear, hold the earphone at arms length and test the volume is at a safe level first.




**Batteries**

2x AAA batteries. The back cover slides down to reveal the battery compartment. Battery life is maximized when using headphones.

**LIMITED WARRANTY**

This product is warranted to the original purchaser to be free from defects in material and workmanship that affect product performance for a period of 12 months from the date of original purchase, provided this warranty card is filled out and mailed within 10 days of the date of purchase or you provide proof of purchase at the time of requesting warranty service. In the event of a covered defect we will, at our option, repair or replace the defective product with a new or reconditioned product or refund the product's original purchase price, provided the defective product is returned beforehand postage and insurance prepaid to Evets Corporation at the address below. The replacement product is warranted for the balance of the existing warranty. This warranty does not cover batteries, casings, or damage caused by accident or misuse. **THIS LIMITED WARRANTY IS THE ONLY EXPRESS WARRANTY APPLICABLE TO THIS PRODUCT. THERE IS NO OTHER EXPRESS WARRANTY. NO ONE IS AUTHORIZED TO MODIFY OR EXPAND THIS LIMITED WARRANTY. THE ABSOLUTE LIMIT OF EVETS' LIABILITY IS THE ORIGINAL PURCHASE PRICE OF THE PRODUCT. ANY IMPLIED WARRANTIES, INCLUDING THOSE OF MERCHANTABILITY AND FITNESS FOR A PARTICULAR PURPOSE, ARE LIMITED TO THE DURATION OF THIS EXPRESS WARRANTY. THIS LIMITED WARRANTY IS THE PURCHASER'S EXCLUSIVE REMEDY AND LIABILITY FOR INCIDENTAL OR CONSEQUENTIAL DAMAGES UNDER ANY AND ALL WARRANTIES IS EXCLUDED TO THE EXTENT PERMITTED BY LAW.** Warranty valid only in the USA. This warranty gives you specific legal rights. You may also have other rights which vary from state to state – check your own state law for additional rights. Please retain a copy of this warranty and your sales receipt.

Evets Corporation  
 P.O. Box 1327, Camarillo, CA 93011 USA  
 Tel: (805) 389-4605 Fax: (805) 383-2050  
 www.snarktuners.com



**REGISTER YOUR WARRANTY ON-LINE!**

Go to: [www.snarktuners.com](http://www.snarktuners.com) and click on "Warranty"

This product complies with FCC Part 15 rules. Operation of this product is permitted in USA provided this product does not cause harmful interference and provided this product accepts interference from other devices, even if that interference is detrimental to performance of this product.

**EEC Agent:** John Hornby  
 Skewes & Co., Ltd.  
 Salem House, Parkinson  
 Approach, Garforth,  
 Leeds LS25 2HR UK



© Snark 2014  
 Printed in China